

Hollow piston cylinder, single acting

- hydraulic clamping • spring unclamping



ROEMHELD
HILMA ■ STARK

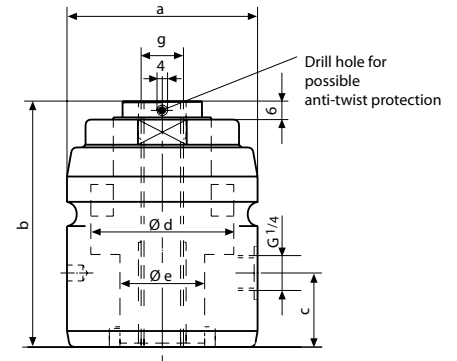
Hollow piston cylinder 'L' design, without spherical disk

- without spherical disk for an adaptation to the clamping surface
- T-bolt, detached, dimension 'f' not adjusted

Separate hollow piston cylinder

Clamping force at 400 bar [kN]	60	60	104	104
Spring return force min. [N]	320	320	570	570
Piston Ø d [mm]	54	54	70	70
Stroke [mm]	12	12	12	12
Total oil consumption [cm ³]	18	18	32	32
a [mm]	72	72	90	90
b [mm]	92,5	92,5	104	104
c [mm]	28	28	24	24
g [mm]	M 16	M 20	M 24	M 30
Weight [kg]	2,2	2,16	3,75	3,58
Part no.	8.2134.0132	8.2134.1132	8.2135.0132	8.2135.1132

Max. operating pressure 400 bar



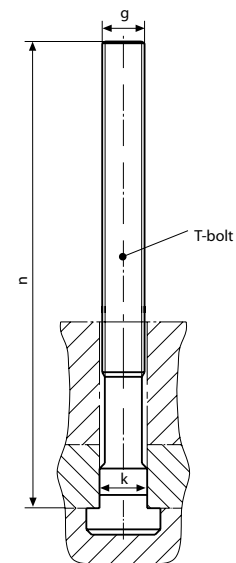
T-bolt, detached

for T-slot [mm]	18	22	28	36
g [mm]	M 16	M 20	M 24	M 30
k [mm]	18	22	28	36
Length n [mm]	160	200	250	250
Strength	8.8	8.8	8.8	8.8
Weight [kg]	0,29	0,58	1,10	1,8
Part no.	5700.022	5700.023	5700.024	5700.048

Safety information:

When the hollow piston cylinder and the T-bolt are supplied separately, the elements must be adjusted to a fixed clamping dimension and then secured. Failing this, there will be an increased risk of maladjustment of the clamping dimension.

For a suitable parking station, please refer to 3.2130



Hollow piston cylinder 'L' design + T-bolt

- adjusted using the T-bolt and then secured Dimension 'f' to be quoted in the order
- without spherical disc

for T-slot [mm]	18	22	28	36
g [mm]	M 16	M 20	M 24	M 30
Weight [kg]	2,49	2,74	4,85	5,38
Part no.	8.2134.1832	8.2134.2232	8.2135.2832	8.2135.3632



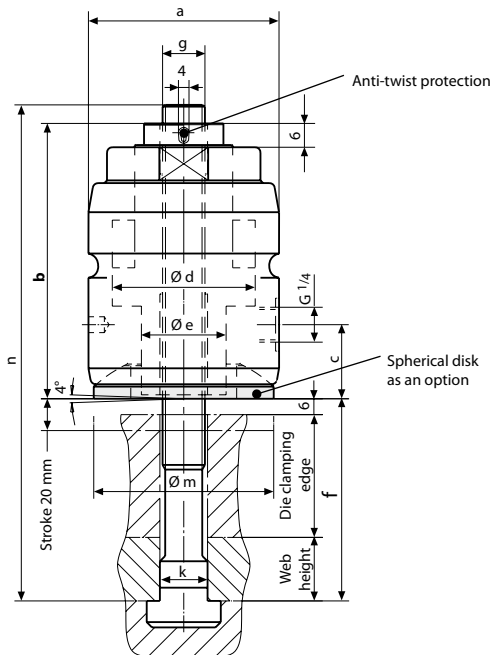
Hollow piston cylinder, single acting Versions

Version with a total stroke of 20 mm

Optimum adaptation to varying heights of the clamping edges of dies by an increased total stroke of 20 mm (higher total stroke on request).

Technical design, clamping forces and dimensions correspond to the standard in catalogue sheet 3.2130. Due to the increased total stroke, dimension 'b' is greater than indicated in catalogue sheet 3.2130.

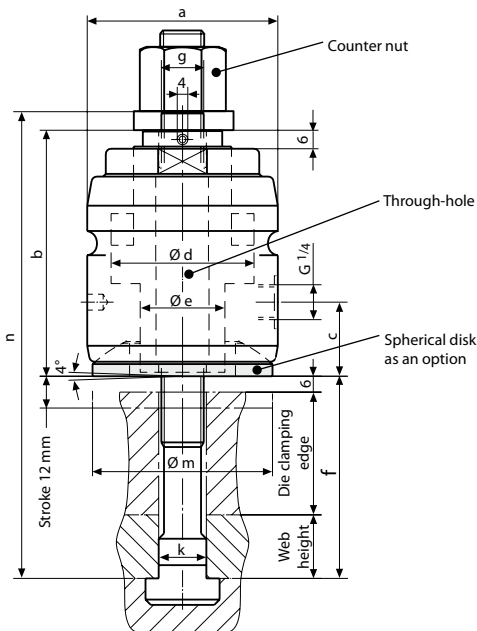
Total stroke 20 mm:
Dimension 'b' with a clamping force of 60 kN: 120 mm
Dimension 'b' with a clamping force of 104 kN: 132 mm



Version with variable clamping dimension

Freely adjustable and flexible adaptation to suit varying heights of clamping edges by rapid and easy adjustment of the tie rod using a counter nut. The tie rod is inserted through the hollow piston cylinder and adjusted to the correct dimension by means of the counter nut. In this version, the cylinder has a through-hole instead of a thread.

Technical design, clamping forces and dimensions are as shown on catalogue sheet 3.2130 for the standard design.



Safety information

Increased risk of injury in the case of an incorrect adjustment of the version with higher total stroke or variable clamping dimension. The clamping stroke must be less than 6 mm.