



Base Plates
for *modulog* lifting modules



Base plate 500 x 500 mm

Advantages

- *modulog* interface
- Increased stability
- Installation possible on many sub-floors
- Simple mounting

Application

Base plates are primarily used with lifting modules. They are screwed to the lifting module and the floor to get a larger support surface and an increased stability of the lifting module. The use of base plates is especially recommended for uneven sub-floors and high moment loads.

Material

Steel, black oxide

For lifting modules:

- Basic
- Shop-Floor
- Strong

modulog

Base plate

Part-no. 631X-XXX



Combinable with the module

- Lifting modules as per data sheet M 4.XXX



***modulog* interface**

- 200 x 200 - M10

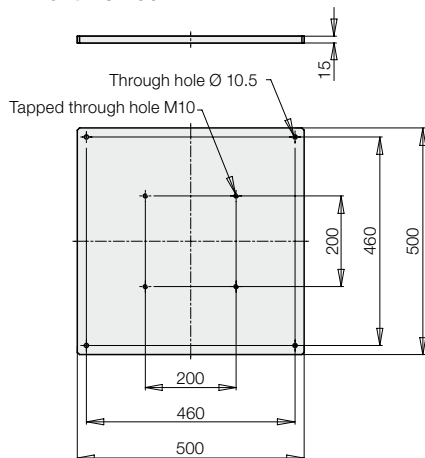
Important note!

The fixing screws M10 are not included in our delivery.

Base plate 500 x 500 mm

with simple interface 200 x 200

Part-no.: 6311-412



Application example

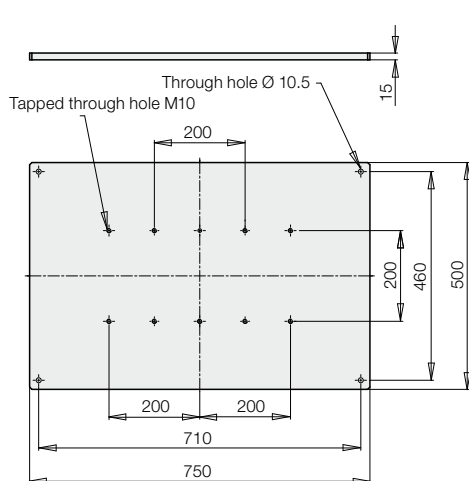


Lifting module Shop-Floor with base plate

Base plate 750 x 500 mm

with simple and double interface 200 x 200

Part-no.: 6311-460



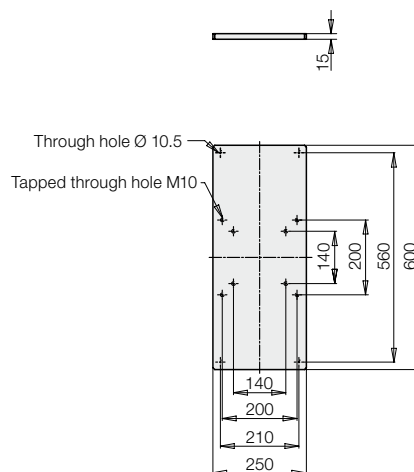
For lifting modules:

- Basic
- Range
- Shop-Floor
- Strong
- Twin-Strong
- Shop-Floor Teleskop

Base plate 600 x 250 mm

with simple interface 200 x 200

Part-no.: 6312-161



For lifting modules:

- Basic
- Shop-Floor